



HORIZON

WORLD CLASS YACHTS



FD75
HULL TWO



2021 HORIZON FD75 MOTORYACHT

L.O.A.: 75' (22.86 m)
L.W.L: 67' 8" (20.62 m)
Beam: 20' 4" (6.2 m)
Draft: 5' 8 1/4" (1.73 m)
Displacement (half load):
 147,709 lbs (67 T)
Fuel: 2,400 gal (9,085 ltrs)
Water Tank: 300 US gal (1,136 ltrs)
Engines: Twin CAT C-18A 1136 HP
Generators: 2 x Onan 29kW

Hydraulic swim platform, 1500lb
 Open flybridge w/ dayhead & A/C
 1500lb davit on flybridge
 Spectra watermaker 700 gal/day
 50A shorepower w/ 2 cablemasters
 Wireless Yacht Controller
 ABT zero speed stabilizer
 ABT bow & stern thrusters 38HP
 Four stateroom layout + crew
 Custom Garmin navigation system



E SERIES
56 - 66 FT



FD SERIES
70 - 125 FT



V SERIES
68 - 88 FT



RP SERIES
97 - 120 FT



EP SERIES
69 - 150 FT



P SERIES
110 - 130 FT



PC SERIES
52 - 74 FT



CC SERIES
80 FT ABOVE

Sit back, relax, and enjoy the journey.





Cruise in
comfort
and luxury
wherever
your travels
may take you.

QUICK SPECS

Raised pilothouse design w/
full helm

Flybridge w/ helm, dayhead,
seating & bar

Oak main wood w/ dark
wood accents

Master stateroom + three
guest cabins

Private crew quarters aft

Main salon + convertible
dining area

Spacious aft galley w/
folding doors to aft deck

Aft deck lounge seating

Large bow seating area +
sun pads

Bow access from flybridge

2021 HORIZON FD75 MOTORYACHT

SPECIFICATIONS

White gel coat finish
One-piece hull VARTM cored lamination w/
deep skeg and longitudinal girders
High density foam cored hull bottom, sides,
decks & superstructure
Stringers w/ high density foam coring
International brand anti-fouling bottom paint
w/ anti-osmosis treatment
Tunnels for reduced draft
High Performance Piercing Bow (HPPB) with
S/S protection plates


FORWARD & AFT DECKS

Non-skid main deck
Non-skid flybridge decks
Teak deck on aft deck, swim platform & stair
steps
Heavy-duty S/S #316 2" handrail w/ 1-1/4"
stanchions
(10) Heavy-duty 316# S/S cleats, includes
(1) on each corner of swim platform, &
fairlead w/rollers
FRP cap rail
(1) Deckhouse side entrance door
Frameless windows, tinted tempered safety glass
S/S portholes w/ screens
S/S manual folding sliding door for main salon
Aft deck furniture per layout
Dimmer for LED ceiling lights on aft deck
Boarding gates on port & stbd sides
Marquipt side boarding stairs w/ two
handrails
Manual S/S swim ladder
S/S transom gates from aft deck to swim
platform
Hi-lo swim platform at stern, lift capacity
1500lb

(2) Swim platform removable S/S corner rails
Watertight door from swim platform to crew
quarters
Built-in shower with hot/cold water
Wiring for boat name on transom
Sunpad on fwd deck w/ drink holders, pop up
LED lights
Forward deck seating w/ backrests & storage
lockers
Forward deck sunpads
(1) Vertical hydraulic anchor winch MAXWELL
VWC3500C
(1) 80 kg S/S anchor
(1) 300 Feet high tensile 1/2" anchor chain
S/S rollers & chain stopper
(1) Chain counter
LED exterior courtesy, bulwark & nav lights
Custom-designed RGB fiber lighting package
around bow & spotlight on HPPB bow

FLYBRIDGE & BOAT DECK

Non-skid deck
Air conditioning in F/B (two 18K units, total
36,000 BTU)
Flybridge tinted acrylic windshield with S/S
frame
Integrated instrument panels w/ (2) Garmin
16" GPSMAP 8616 screens; Garmin
autopilot; trim tab screens; compass;
full set of engine gauges & MMC control;
stabilizer screen; chain counter screen;
bow/stern thrusters; VHF
C-Zone monitoring system for impt equip (fuel
& water gauges, generators, navigation
lights, bilge, sump pumps, ER blowers, etc)
(2) STIDD helm chairs
One hatch on F/B hardtop, above console
Oversize drains w/ strainers on each corner of
deck & internal overboard drains



Wet bar w/ Corian countertop, sink, U-line refrigerator/icemaker & custom S/S swivel bar stools

Custom teak grid décor on flybridge main bar front wall and TV wall

Dayhead on port side

Per layout, custom cabinet w/ Corian top and propane 24" BBQ, with automatic electric cut-off switches & (1) GE chest freezer

Upgrade to custom flybridge folding & hi/lo table

Custom end tables beside FB sofa

Fold down 32" Outdoor TV in FB ceiling w/ hydraulic damper

Custom FB starboard balcony w/ open gate, safety rail & teak floor

(4) Removeable single teak chairs, 2 in flybridge & 2 on aft deck

Dimmer for LED ceiling lights in FB

(1) LED Tokai SANSKIN search light

Hydraulic Steelhead ES1500 davit

ENGINE & PROPULSION DETAILS

Twin CAT C-18A 1136HP engines w/ gearboxes

Upgrade to 5 blade propellers

Hypro electronic command steering system

S/S AQUA TECH #22 HS shafts

Shaft & rudder packing glands w/maintenance free seals

Main & intermediate bronze struts w/backing plates

Emergency device of steering

S/S rudder w/zinc plates

Hydro tab trim tabs w/indicators

Hydraulic ABT zero speed stabilizer (300/9X) w/AC electric hydraulic pump to be used w/ either gen

ABT hydraulic bow & stern thrusters, 38HP

Exhaust system for engines w/mufflers

TRIDENT hose for engine exhaust

S/S covers for engine exhaust pipes

FRP water/exhaust separator for generator

S/S covers for engine exhaust pipes

One SEAFIRE automatic/manual fire extinguisher for ER w/panel in helm station

Integrated fire alarm system in pilothouse with smoke detector in each zone

Auto SEAFIRE shutdown system

Manual fire damper system

MECHANICAL SYSTEMS

2,400 Gallon aluminum fuel tanks w/ heavy-duty sight gauges & self-closing control valve

Dual RACOR 75/1000MA fuel filters/water separator, each engine

RACOR 500MA fuels filter on generator

Groco oil change pump system for engine, gears & generator

MARINE AIR chilled water air conditioning system

Extra A/C water circulation pump (ship loose)

Built-in FRP water tank, 300 Gallon

Spectra water maker, 700 gal/day w/one remote panel & UV sterilizer

High-volume AC freshwater pressure pump & one DC pump for back up

Fresh water charcoal filters in main supply pipe

Marine grade lines & color-coded piping for freshwater system

(2) 20 Gallon water heaters

Hot water circulation pump

Freshwater hose for filling engine & gen expansion tank

Freshwater & sea water anchor chain, manual washdown

Aft freshwater deck washes

Built-in FRP 120 gallon holding tank w/ macerator pump

Electric level indicators for holding tank

Y valve for holding tank dockside pump out

Spare holding macerator bypass

Planus Stilo electric flush toilet in each head

Sump pumps for drains overboard

Electric RULE bilge pumps

High water bilge alarm

(1) Manual bilge pump in engine room

One bilge exhaust blower

Air compressor

ELECTRICAL SYSTEMS

(2) ONAN 29kW/60HZ generators

FRP water/exhaust separator for generator

One hand-held wireless Yacht Controller

BEP battery switch

(1) inverter 3kW + (1) inverter 2kW

(1) 24V DC to 12V DC step down 40A transformer

One 60A battery charger for engine & generator start up batteries

Two 80A battery chargers with control panel for service batteries

(4) 210A/12V batteries for engine & gen start up

(8) 400A/6V batteries for ship service power

Select switch for AC power supply

All batteries enclosed with proper fixtures

Vapor proof battery switch

(2) Glendinning shore power cablemasters 50Amp w/75' power cables

(2) ANG12.5KVA transformer for each 50amp shore power connection

Main electric panel includes AC & DC circuit breakers

Italian VIMAR switches for lighting switches & receptacles

USB charger outlets in each cabin (2), salon (1) & pilothouse (1)

AC volt duplex receptacles located throughout including engine room

GFI protection for all AC outlets in exterior, heads, galley, & engine room

24 Volt DC monitoring

Electrolysis bonding system

Two zinc anodes on transom



- (6) Blue underwater lights
- (2) LED stern docking lights
- LED ceiling lights for interior & exterior
- LED rope lights under sofas, beds
- LED rope lights for safety steps

INTERIOR DÉCOR & EQUIPMENT

- Layout: 4 staterooms with 3 heads plus crew cabin at stern
- Custom interior package for décor and lighting
- Glasses for wine sets (champagne, martini, double rock and burgundy, 8 each)
- Polarstone quartz for guest heads
- Internal stairs from P/H to F/B
- GE stacked washer/dryer in lower level companionway

SALON

- U-shaped leather sofa
- Custom-design coffee table with manual sliding countertop for storage
- Custom area rug
- Removable folding dining table with six chairs
- Electric blinds in salon (for two main windows)
- Samsung 55" LED TV in half height cabinet w/ hi/lo lift mechanism & manual rotation
- Sonos Playbar Soundbar
- Sony Blu-ray player

GALLEY/DINETTE

- Storage per layout
- Jenn-Air cook top & oven
- GE microwave
- Fisher & Paykel dishwasher
- Jenn-Air two-door refrigerator
- Subzero double freezer drawers
- Kitchenaid trash compactor
- S/S Hansgrohe sink & faucet w/ GE disposal
- SUMMIT 46-bottle wine cooler
- U-line icemaker

MASTER STATEROOM

- King size bed w/ nightstands
- High density hotel grade pocket spring mattresses
- Fully equipped head w/ toilet, shower & two sinks
- Vanity table w/ seat to port
- Removable lounge chair
- Dual hanging lockers
- Samsung 50" LED TV w/ electric fold-down cabinet in ceiling
- Sonos Playbar Soundbar
- Sony Blu-ray player

VIP STATEROOM

- Queen size bed w/nightstands
- High density hotel grade pocket spring mattresses
- Hanging locker
- Vanity to stbd
- Fully equipped head w/ shower, sink & toilet
- Samsung 43" LED TV
- Marine speakers

TWIN GUEST STATEROOM

- (2) Twin beds w/ foam mattress, single bed slides manually
- Nightstand
- Hanging locker
- Access to shared guest head w/ sink, toilet & shower
- Samsung 32" LED TV
- Marine speakers

SINGLE GUEST STATEROOM

- Single twin bed w/nightstand
- Hanging locker + storage cabinet per layout
- Access to shared guest head w/ sink, toilet & shower
- LG 24" LED TV
- Marine speakers

CREW STATEROOM

- (2) Single beds + hanging locker
- (1) 24" TV in crew cabin
- Vitrifrigo fridge
- Head w/ sink, shower & toilet
- Marine speakers

ELECTRONICS

- SAT TV (KVH HD7 + 7 receivers, one dummy dome)
- WAVE wifi booster
- Pepwave 4G
- TP Link Switch
- (2) PTZ cameras w/ CCTV system
- PILOTHOUSE
- (1) STIDD helm chair
- Leather sofa seat
- Integrated instrument panel w/ steering wheel, trim tab controls; compass; full set of engine gauges & MMC control; stabilizer screen; chain counter screen; bow/stern thruster control; wiper control; card reader
- C-Zone 10" touchscreen w/ monitoring system (lights, tank levels, battery levels, smoke alarms, start/stop gens & more)
- Electric air horn
- Upgraded Garmin navigation package, including:
 - (3) 17" GPMAP 8617 screens
 - VHF wired handset each station
 - GMX54 weather station
 - Garmin Autopilot
 - Garmin GPS
 - Garmin 48" 12kW 72nm open array radar system
 - Garmin Autopilot system
 - Garmin Wind/Speed/Temp/Depth transducers
 - Garmin VHF w/built-in loudhailer
 - Garmin AIS
 - Dimmer switch for ceiling lights

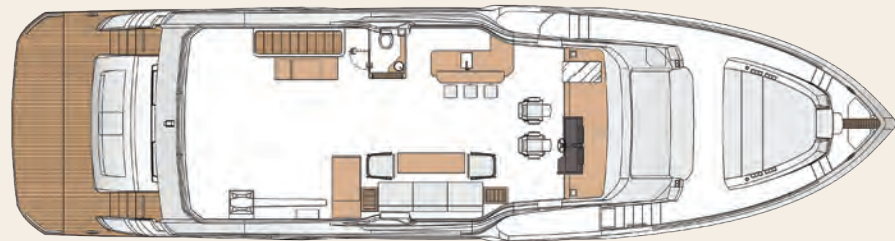



HORIZON

WORLD CLASS YACHTS

FD75 HULL TWO

PRICE UPON REQUEST



HORIZON STRENGTH BY THE NUMBERS

- 1 and only SYBAss member in Asia
- 835 Luxury yachts delivered worldwide
- Top 10 largest yacht builder in the world, 5 years running
- 30+ Years as a luxury yacht builder
- 8 Yacht Series with over 25 models from 52 to 150 feet
- Sales and support in 5 continents
- Only top 5 custom luxury yacht builder in Asia Pacific
- 4 Shipyards over 1,130,00 sq ft of land

www.horizonyachtusa.com

