

IN A LEAGUE OF ITS OWN

Welcome aboard the Riviera 68 Sports Motor Yacht



In a league of its own

The 72 Sports Motor Yacht is an exceptional craft - the culmination of Riviera's philosophy of constant refinement, drawing on the valued feedback of 72 and 68 SMY owners from around the world. This powerful, long-range motor yacht fulfils the dream of exhilarating sports performance complemented by a wide range of luxury lifestyle appointments.

- Continual refinements have created greater capacity, superior serviceability and the brilliant new SMY signature aesthetic. The renowned design of our flagship 72 offers – long-range, blue-water capability, walk around side decks, foredeck relaxation zone, all weather alfresco deck entertaining and a spacious luxurious saloon with internal staircase to an enclosed air-conditioned flybridge and state-of-the-art helm.
- Choose from three or four stateroom designs bathed in natural light with the option of a magnificent full-beam master stateroom. There are four designer bathrooms, with three as ensembles.
- Engineering excellence matches her sports performance and a very, smooth quiet and efficient ride. Finally, her substantial cockpit enables all manner of water sports action including serious sportfishing. There is also an optional crew cabin or utility room.
- Owners from around the world have embraced this innovative design and we now have Riviera Sports Motor Yacht owners enjoying the Mediterranean, South-east asia, the Caribbean, the South Pacific and the Whitsundays.
- Proudly built in Australia, the Riviera Sports Motor Yacht is in a league of its own.



Rodney Longhurst
Owner Riviera







Riviera 68 Sports Motor Yacht - Redefining the class and your expectations

Forever improving, refining, evolving ... Since 1980, striving to excel, day in, day out, has been at the heart of the Riviera design experience. • Rarely though has our passionate embrace of timeless aesthetics coincided so perfectly with our restless search for next level standards of structural strength and engineering virtuosity. • Welcome to the luxury sports motor yacht collection which transcends everything you have ever dreamt of from long range, blue-water cruising. • Our new Riviera 68 Sports Motor Yacht is a stunning meld of sports looks, sports performance and sporting cockpit, renowned Riviera luxury appointments and superior offshore, extended cruising capability. All highlighted by their whisper quiet ride and super smooth running at speed. Painstakingly developed over a two-year period, they are set to redefine the class and your expectations. • In designing the hull, we partnered with esteemed naval architects, Mulder Design of the Netherlands, creators of three of the world's fastest super yachts. After extensive international tank testing, the result is a hull design that delivers a smooth, soft and dry ride in a wide range of offshore conditions. • Conceived and built in-house to our exacting standards on Australia's Gold Coast, this beautiful new series was inspired by a wish list from our global family of experienced Riviera owners seeking to strike out much further for far longer, to celebrate true long range luxury cruising the Riviera way, with loved ones and family. • A world away from the everyday, the most alluring ports and anchorages in either hemisphere are well within your reach. • Onboard your Riviera Sports Motor Yacht, you will fall under an exotic spell, revelling in glorious sights, sounds and the absolute lap of luxury - exploring, diving, snorkelling, kayaking, fishing, creating and sharing truly memorable, precious moments - for just as long as your schedule allows or heart desires.



The wide blue beyond launches from here

The Riviera 68 and 72 Sports Motor Yacht: Two uniquely specified craft that share a single vision, with the 72 even larger, grander and more spectacular still - offering greater cockpit and mezzanine space and greater standard power and fuel capacity. • So come experience your cockpit for yourself. Step easily from the dock onto the truly spacious boarding platform and enter via either of the outward opening transom doors. • Whether you're carrying luggage and supplies for the weekend, or an extended cruising period, it all starts here. What a welcome, what a sight greets you. The deck itself is an image in teak; beautiful and vast. In the near distance, meticulously sculpted shapes delight the eye and glinting stainless steel bedazzles. • Anticipation of a great journey invariably builds. • In typical Riviera fashion, a wealth of practical, well considered features underpin all this expansive cockpit space and design appeal. An alloy plate reinforces a section of the floor so you can easily fit a game chair or outdoor table. The cockpit is self draining. All hatches have heavy duty lock downs and come fitted with gas struts for easy access. There is an enormous volume of storage space including large lockers in the transom, side coaming lockers and deep fish bins in the floor. • Pride of place in the cockpit - facing aft, and concealed under a moulded, gas strut-assisted lid - is the double barbecue. Equipped with LED lights and a wet bar with a sink, tapware and an insulated cool box, you're all set to serve the freshest seafood and coolest drinks you and your guests will ever enjoy. • Picture the whole family now: It's dusk at anchor in the islands. Refreshments have just been served in the cockpit. A pod of dolphins cruise by, as chatty and happy in their element as you all are in yours...





72 Sports Motor Yacht cockpit shown



Remarkable safety and entertaining to the fore

High wide side decks illuminated in soft blue LED light ... non-skid surfaces, thoughtfully placed 316 marine grade stainless steel handrails and a powerful surety that passenger safety comes first. • For practical reasons of anchoring and tender launching, for sightseeing, entertaining and pure unadulterated relaxation, the foredeck of your Riviera Sports Motor Yacht will attract many visitors. All will travel forward in complete safety. • Up here our designers have created a 'best of both worlds' environment. • Practically speaking, the foredeck boasts plentiful storage lockers to port and starboard discreetly hidden from view. There is a deep well built into the forward deck to ensure crew safety when accessing all anchoring equipment - including your stainless steel 80kg Ultra anchor, with its remote control vertical winch. • Should you choose to store your tender here, the 550kg davit with low profile boom and electric winch makes for secure storage and effortless unloading. • Time for a break? At anchor this fabulous entertaining area comes into its own. Take a seat in the deeply comfortable forward facing, fold out two-seater lounge, a very desirable foredeck lounge option. Now - thanks to two additional, really large fold away lounges - you've created your own U- shaped, 8-seater conversation area, complete with ice box and a removable central teak table. Cheers. • Of course the party up here has only just begun. Fortunately, there are two insulated cool boxes to port and starboard. You can turn up the volume via the dedicated foredeck four speaker stereo with smartphone interface. Alternatively should you desire a true party pavilion feel, simply choose the sun shade awning option. Glorious.



The sheer magic of the mezzanine

Space. The wonderfully generous dimensions our designers have had to work with in the cockpit and mezzanine area have given their talents full permission to shine. How it shows. So please, step up from the cockpit to the mezzanine now via the centre teak laid steps. Look around, there is a lot to appreciate and see. • First is the location itself: the entertaining centre of your long range cruising yacht. To see it in its full glory, simply open the two tinted and tempered glass doors that frame the space on either side, encased in their resplendent, ship-like stainless frames. Now open out the large central awning window ... here you are, centre stage in the mezzanine at its best. • Enjoying a moment on the extremely comfortable L-shaped lounges on either side of the mezzanine, you can see all the way through to the magnificent saloon. That is, if you can take your eyes off the alfresco luxury all around. • Your glassware and Riviera crested tableware rest on a pair of highly polished, folding teak tables. In concert with golden-coloured teak decking at your feet and soft concealed lighting above, you'll savor the mezzanine ambience day and night. Its generous dimensions easily accommodate occasional furniture to invite the whole extended family. • Forward - making ingenious use of the space beneath the gleaming opened feature awning window - is your designer breakfast or conversation or sundowner bar. • With its two swing-out style bar stools, stainless steel framed solid benchtop and easy proximity to the galley, your snacks and meals are never far away. And with an ice maker and storage beneath, you can always have a cooling drink at hand. • Completing the picture of uplifting lifestyle luxury is a portside, four speaker LED TV that folds down from above to entertain all gathered here - the mezzanine and cockpit is in a class of its own.





Far more than a traditional galley

By any meaningful measure - its size, layout, standard of cabinetry, decor and appointments - the galley of your Riviera Sports Motor Yacht could easily pass for a fine designer kitchen. • This new galley redefines onboard expectations for reasons of location too. • Far removed from the isolated galleys and food preparation areas of old, it is situated midway between the saloon, mezzanine and cockpit. This is, thanks to the signature Riviera embrace of flowing lifestyle design, right in the centre of the mid-deck onboard universe. • So, here in this social and yes, superbly appointed hub, expect lots of company from your guests and the best kind of practical help from our designers. • A complete set of contemporary stainless steel appliances are all within easy reach, effortlessly integrated into handcrafted, stone-finish benchtops and walnut varnished Riviera joinery. • Additional storage lockers with positive locking hardware are built in overhead, along with large pull out pantry drawers on commercial grade runners forward. • Helping you create gourmet meals in no time are a Miele combination oven and microwave with grill, 4-element induction cooktop with potholders and rangehood, large efficient dishwasher and four refrigeration and two freezer drawers. • Okay we can't make everybody a great cook, but we can create a great inspired space far removed from the traditional galley, to cook and socialise in. And that is exactly what we have done.







Settle into the luxurious saloon

The further afield your travels take you the more you will luxuriate in all the refinements and comfort of your saloon. At different times of the day, wherever the compass points you, it will serve as a blessed place to sit, converse, dine, conduct business, grow closer, entertain honoured guests and unwind, whilst always operating as your favourite retreat.

- The large forward windscreen and the wall to wall, sliding saloon windows reveal a constantly moving panorama of sky and sea, natural and exotic sights outside. Stunning and inspiring. Inside, you deepen relationships and forge memories you will long count as highlights of a fortunate life.
- The light and space our designers have had to work with has evolved into a wonderfully warm and open environment. Step into it now and look around.
- Notice how peaceful and quiet everything is: this ultra desirable ambience is created by the skillful integration of sound dampening fabric and leatherette panelling. Overhead LED lighting and reverse cycle air conditioning complement the appeal.
- Forward of the galley to starboard discover the L-shaped, 8-seater fine leather dinette lounge and table. Folding at both ends, built to manually slide forward or aft, and a vision in exquisitely polished timber, your table is as beautiful as it is practical.
- To port your guests will rest easy in the large and fabulously comfortable designer lounge with matching reversible ottoman or coffee table. Easily viewable from here, or the dinette, is the 55-inch LED TV, rising majestically at the touch of a button forward of the galley. Residing in an adjacent cabinet cleverly hidden from view are the Blu-ray player and home theatre sound system, with five concealed surround speakers and two more in the cockpit.
- What else will impress? Frankly everything: including the handcrafted internal saloon staircase leading to the flybridge and the thoughtfully located portside pantograph door giving you easy access to mooring lines, side and foredeck - and a great way to fill the saloon with fresh air.



The welcoming glow of luxury

In the accommodation deck, you'll find a level of appointments normally only associated with the finest hotels. So, enter the timber-finished companionway and immediately notice the headroom, space and welcoming light... a discreet guiding glow of soft LED lighting throughout. You'll feel pampered straightaway. • Large hull windows provide natural light and magnificent outward vision from all staterooms and ensuites. • When the finest materials are married with superior flair, true luxury is created. That's exactly what you and your guests will experience on the accommodation deck of your Riviera Sports Motor Yacht.

Classic or Presidential master stateroom design

The design of your accommodation deck offers a choice between the four stateroom, four bathroom Classic or the three stateroom, four bathroom Presidential – the latter boasting a large and luxurious full-beam master stateroom. • There is also the option of a private entry crew cabin, or teenage retreat or utility room for storing all your water sports equipment. • In both Classic or Presidential design, your master ensuite bathroom is pure luxury; a beautifully handcrafted vanity cabinet, solid surface benchtop, designer full-sized shower and more, the effect is both appealing and contemporary.







Indulge in your own private retreat

Whether you select the Classic or Presidential design, the generous space and luxe style of your master stateroom will delight. Hull windows fill the suite with natural light and a special feeling of being at one with your surrounds. The walk-around, king island bed is pure heaven and features a plush headboard in concert with lush deep pile carpet. Boutique bedside tables of course, and these are grain matched with leather inlays. Naturally both the master and ensuite bathroom feature reverse-cycle air conditioning. • With the full-beam Presidential design your ensuite bathroom is located forward on the starboard side creating room for a highly polished timber drawer bureau port side and a matching timber writing desk to starboard complete with leatherette inlay and facing seats. • The Classic design has your ensuite bathroom on the starboard side with a clever privacy glass screen that can switch from opaque to clear at the press of a button. So when your ensuite is not in use you can enjoy full-beam views from your king island bed. Again the feeling is spacious with a port side window seat and a handsome timber drawer bureau. • When it comes to storage we know you will plan on being away for extended periods. Hence your bed hinges up as if weightless on gas struts, providing easy access to a handy storage area perfect for suitcases and spare bedding. • Your floating retreat with full length, cedar-lined 'his' and 'hers' hanging space and cedar shelves. There's also a thoughtful Riviera extra... a safe for your valuables. Relax and unwind. Your LED TV with soundbar is standing by waiting to entertain.



Give your guests the VIP treatment

On board your magnificent Riviera 72 Sports Motor Yacht, guests receive VIP treatment with the breathtaking forward guest stateroom. You could be forgiven for mistaking it for the master, such is the level of comfort, finish and appointments. • The walk around island bed is queen-sized with a distinctive upholstered headboard. Notice the LED lighting situated here too, and the superb, handcrafted cabinetry. That's in addition to large 'his' and 'hers', cedar-lined hanging lockers, as well as more storage under the island bed. • There's plush pile carpet underfoot, stylish hull windows perfectly framing the natural beauty outside as well an LED TV and sound system. Enjoy the comfort of reverse-cycle air conditioning or open the hatches above and catch a beautiful sea breeze. • The adjoining VIP ensuite is a wholly contemporary designer space. Your guests will feel pampered by peerless Riviera appointments including a handcrafted designer vanity, full-sized shower with frameless glass door even the luxury of a tinted hull window with opening porthole.







A very clever guest stateroom port side

The guest stateroom to port has a unique and inspired touch of flexibility. Simply press a button and the inboard single berth will smoothly slide across to form a beautiful restful double. • There's ample storage, reverse cycle air conditioning, deep pile carpet underfoot and LED lighting overhead. Guests will appreciate the LED TV and entertainment centre, cedar-lined hanging locker and hull window with opening porthole. • They will also be pleasantly surprised by the space, luxuries and design flair of the dual entry ensuite with frameless, full sized shower, designer vanity, solid surface benchtop and large mirrors.

A Classic addition

In the Classic design the additional guest stateroom is located starboard and features two adult-sized Pullman-style beds overlapping at 90 degrees, plush carpet, cedar-lined hanging locker with LED lighting, reverse-cycle air conditioning and private entrance door. Guests share the combination ensuite of the third stateroom via the day head entry. • This cabin also enjoys natural light from the tinted hull window and fresh sea air at anchor, courtesy of an opening porthole.



A and B Port guest stateroom offers versatility as twin single berths slide together at the touch of a button to create a double.

The sensational flybridge

There is so much that is exciting and innovative about the flybridge of your Sports Motor Yacht - it is a story that needs to be told in two parts: the enclosed internal flybridge area and the exterior aft flybridge deck.

- Inside - you'll be immediately impressed by the superb all-round visibility courtesy of wrap around tempered, tinted glass. Long-range luxury means even at full throttle, the flybridge of Riviera's flagship 72 is extremely quiet – and that ambience extends throughout.
- Enjoy the plush comfort of the L-shaped designer lounge complete with matching ottoman coffee table. There's a drawer refrigerator nearby for cool drinks as well as a fold-out double bed to provide additional accommodation for overnight guests. Opposite the forward helm to starboard is another lounge where guests can stretch out, relax and chat to the skipper whilst underway.
- Feel the urge for entertainment? Standing by is the LED TV entertainment centre with smartphone interface and six speaker sound system.
- Outside - is an upstairs equivalent of Riviera's signature alfresco flowing deck complete with L-shaped lounge, folding timber table and a wet bar. Fully equipped with fridge drawer, ice maker, sink and bench top, the flybridge aft deck becomes a splendid private retreat or another alfresco entertaining area.
- The aft deck also provides excellent visibility for docking or sport fishing by providing fingertip joystick control with electric steering and state of the art electronic and engine systems.







Enhanced lifestyle and operation, at the touch of a button

Riviera's adoption of enhanced technology for both onboard lifestyle and ease of operation is evident right throughout this flagship, not least in the flybridge and helm station. Two outstanding examples: a touch button electric sunroof housed in the flybridge headliner - with heat film tinted glass - opens the space, and the senses.

- Putting your skipper and crew in single-glance control are cameras to the saloon, bow anchor, cockpit and engine room - with direct feeds to your helm navigation screens. These are but two examples of Riviera-style technology application. Effortless, easy and considered.



The joy of being in command

Cast off and explore a world full of secluded bays and new ports now within your reach. The helm is located port side, with fully adjustable captain and companion chairs and a console brimming with superior technology. The functionality of all the operating systems, helm controls and touchscreens have been ergonomically designed and engineered for total ease and efficiency. • Riviera's flagship 72 Sports Motor Yacht is shaft-driven with power provided by a choice of twin MAN V12 1,800hp or V12 2,000hp turbo diesel engines. Imagine the pure joy of being in command of one of these craft. - effortless acceleration, quick to plane, quiet and deceptively fast. • This unique luxury motor yacht has long-range, blue-water capability you have to experience to fully appreciate. The art of the escape has never been more fulfilling. Or simpler to command.







Innovative separate access below

From the alfresco deck take the forward port side door down the staircase to the day head and adjacent crew cabin or utility room. • It's a clever, convenient design providing separate access below. Now, accessing the bathroom no longer means traversing through the saloon with wet or sandy feet. The day head and shower doubles as a bathroom for the crew cabin. With its own private entrance door, reverse cycle air conditioning, an option of one or two Pullman-style beds, storage locker and opening porthole, the crew cabin features a standard of appointments you expect from Riviera. • This is another clever Riviera SMY feature. Here you have a range of choices. To accommodate additional guests, accommodate crew, or deploy as a utility room to store all your fishing, diving and water sports equipment.

Pack a little lighter


Your 72 Sports Motor Yacht has a laundry station located at the base of the stairs adjacent to the aft day head. A stacked washer and dryer provide an efficient solution to all the fresh laundry needs of everyone on board. So, you can pack a little lighter and enjoy your adventures for as long as you like.





Engineering beyond comparison

Which manufacturer of world class engines would drive the long distance yacht of our owners' dreams? From the myriad of decisions we faced during planning and design phases, this was the most crucial. • It was a decision that affected everything: sports performance, comfort, range, every offshore journey - and everyone onboard. It had to be 100% right. • Behind the watertight entry door you'll discover a full stand-up engine room... an engine room boasting acoustic and thermal insulation, LED lighting, non-slip walkways, a secondary access point for service personnel from the cockpit... all spotless and gleaming. An engine room worthy of housing legendary twin V12 MAN diesel engines coupled to V-drive Seatorque shafts, as standard - the best of the best. • Ultimately, deciding on MAN was an easy decision. Their high tractive power, compact design, impressive fuel economy and unrivalled reliability were all strong recommendation. But something extra, something beyond drove our final decision. To see it for yourself, look closely at the sophisticated MAN technology and superior design sense you see showcased opposite. • The Riviera 72 Sports Motor Yacht features aft docking stations with Twin Disc hydraulic thrusters with station-hold among its systems. The 1,800hp or 2,000hp MAN engines with V-drives and Seatorque shafts deliver unprecedented new levels of smoothness. The low sound levels in the bridge at cruise - and lack of vibration, creates a truly first-class experience. • Next generation CZone digital switching interfaces with iPads to offer total and monitoring control. Like all the sophisticated new technology you see incorporated in the engine room - indeed right throughout these craft - it is easy to use and designed to make the lives of everyone onboard, skippers and guests alike, richer and more fulfilling. • We went beyond so you can too: in complete safety, luxury and confidence.







Engineering excellence

Each model features a full stand-up engine room, while the strong and superior strength hull of the 72 SMY has been developed by the Riviera design team in collaboration with Frank Mulder Design in the Netherlands – three-time naval architects of the ‘Fastest Yacht in the World’. • We have also tank-tested the 72 hull at the Wolfson Unit for Marine Technology and Industrial Aerodynamics at the University of Southampton, England to ensure we have maximised hull efficiency and performance. • Shown here is the tank test model running at a simulated 35 knots.

Electrical excellence

All batteries onboard the Sports Motor Yacht are maintenance-free to ensure carefree boating and are housed in special battery boxes in accordance with American Boating and Yacht Council (ABYC) and the European Union’s CE industry standards. • The house power is 24-volt, which allows for simpler charging, lower current draw and smaller cables (further reduced weight) than equivalent 12-volt systems. The Mastervolt inverter provides power to the icemaker, entertainment systems and all outlets onboard. • LED lighting is utilised throughout and provides trouble-free boating while reducing electrical current draw. The lamps use less than 10 per cent of the power required to run a halogen lamp — no bulbs mean no maintenance and long service life. Additionally, Residual Current Device/Ground Fault Circuit Interrupter (RCD/GFCI) provides protection over the entire yacht and also complies with ABYC and CE standards.



Teak Cockpit Floor (option)



Hydraulic 550kg Davit standard - Tender (option)



Optional forward deck design



Classic design and utility room (standard)



Presidential design with Crew design (option)

Riviera 68 Sports Motor Yacht Specifications

Length Overall (inc. swim platform and bow sprit)	22.86 m	75'	Sleeping Capacity	8-11 persons	
Hull Length (Lh to ISO8666) *	21.02 m	69'	Cockpit Area	12.38 m ²	133.26 ft ²
Beam (inc. gunwale)	6.00 m	19' 8"	Mezzanine Deck	10.26 m ²	110.44 ft ²
Maximum Draft (inc. props)	1.90 m	6' 3"	Total	22.64 m ²	243.69 ft ²
Dry Weight (approx.) **	49,323 kg	108,739 lbs	Bridge Clearance	7.35 m	24' 1"
Fuel Capacity ***	7,000 L	1,849 US gal	Engine Option	MAN V12 Shaft Drive 1550 x 2	
Water Capacity ***	850 L	225 US gal	MAN V12 Shaft Drive 1550 x 2	1,140 kW	1,550 hp each
Holding Tank Capacity ***	600 L	159 US gal	Engine Option	MAN V12 Shaft Drive 1800 x 2	
			MAN V12 Shaft Drive 1800 x 2	1,324 kW	1,800 hp each

*Specifications may vary on a regional basis.

Specification clarification

* Length of the hull (Lh) to ISO8666: Includes all structural and integral parts (ie. the moulded length of the hull). It excludes parts that can be removed in a non-destructive manner without affecting the structural integrity of the craft, (eg. pulpits, outdrives, driving platforms, rubbing strakes).

** Dry weight represents the estimated minimum weight of a yacht with standard engines and options, no fuel or water on board, no equipment or provisions and no personnel. The stated dry weight may be exceeded.

*** Denotes net tank capacity. For useable capacity do not rely on more than 90% of tank capacity. Actual capacity will vary according to yacht trim and sea state. Speeds are subject to normal weather conditions, fuel and/or water levels, passengers and equipment loads.

Our care for your information

Due to the constant refinement of specifications and design by Riviera Australia, the information in this document may change without notice. Specifications may vary with time and by region. Some images or illustrations in this brochure may include options or custom details. • Please note that as safety equipment specifications or standards vary by country, this aspect of your purchase will need to be completed by yourself and or your Riviera representative. • Please refer to your Riviera representative for specific warranty cover and the latest detailed list of inclusions and options prior to purchase..

Riviera Today

What sets Riviera apart as one of the world's great luxury motor yacht builders? • Is it the devotion to quality, standard of materials used, the ocean-tested structural strength, unsurpassed ease of operation, or the stylish, handcrafted luxury finish? Or perhaps it's the famous culture of care that transforms owners into the 'Riviera family'? • The answer is all of the above, and more. Much, much more. Over 40 years of evolution and the creation of over 5,600 luxury motor yachts, the dedicated Riviera team have been on a continuous quest of evolution and refinement. • This remarkable heritage of knowledge matched by innovation allows us to craft the best of the time proven with the exciting and new. Witness our introduction of cutting edge touch screen digital technology and joystick manoeuvrability, which make navigating and operating a Riviera or Belize luxury motor yacht a relaxed and enjoyable experience. • Located on the Gold Coast, Queensland, our 16.8-hectare, state-of-the-art manufacturing facility is the largest facility of its kind in the Southern Hemisphere. Here we build on the qualities of strength, practicality and love of water in our continent which is completely surrounded by three oceans and four seas. • It is here that we test our designs in some of the toughest offshore conditions on earth. • Today, you can choose from five individual designs that make up our diverse collection of luxury motor yachts, the Riviera Flybridge, SUV, Sport Yacht or Sports Motor Yacht models, along with our more traditional Belize Collection. • We support all of our yachts with industry-leading warranties - 2-year express limited warranty and 7-year structural limited warranty. In addition, with all our Volvo Penta and MAN powered yachts, we offer a 5-year limited warranty. • Life is too short for needless compromise. So when it comes time to invest in your dream motor yacht, why settle for a lesser option when you can enjoy all that makes up a Riviera.





